





Recessed

IP20




Determining the highest level of optical design, DarkZone luminaires provide excellent light comfort.


LGR



LGR60/1



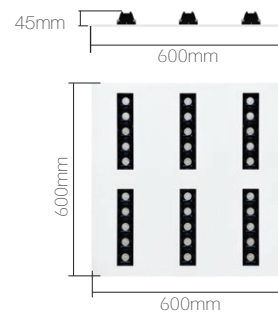
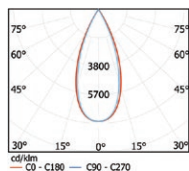
LGR60/2



LGR60/3

Glare is one of the most important lighting criteria in the illumination of places such as offices and laboratories.

Glare can be expressed at technical level by drawing and calculating the mathematical values. To make it easier to understand DarkZone and a similar luminaire are placed next reduce luminaire efficiency. DarkZone series luminaires are extremely difficult to compete due to the luminaire efficiency up to 105lm/W



SPECIFICATIONS

0,6mm thick DKP sheet panel  
 Polycarbonate reflector  
 Midpower Led  
 3.000 - 4.000 - 5.000 K

Code	Power	Luminous Flux	Colour	Weight
LGR60/1	35W (17-35W)	3.150 lm	White	1,90kg
LGR60/2	45W (35-70W)	4.250 lm	White	2,80kg
LGR60/3	60W (50-100W)	5.850 lm	White	3,70kg

Recessed

IP20




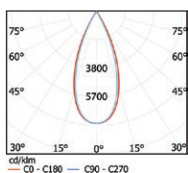
The luminaire are designed in 2 different types as flat and curved. According to the needs of the place can be preferred

PGR



PGR60/1

DarkZone series luminaire can be used with different designed luminaire structures thanks to the modules used. The inward curved PGR model offers a different aesthetic structure in spaces. The optical system with black reflector used in the luminaire reflect the black and white contrast to the places in style. It can be produced in accordance with different types of suspend ceilings. High efficiency LEDs and low-loss drivers are used to produce high efficiency luminaire efficiency



SPECIFICATIONS


0,6mm thick DKP sheet panel  
 Polycarbonate reflector  
 Midpower Led  
 3.000 - 4.000 - 5.000 K

Code	Power	Luminous Flux	Colour	Weight
PGR60/1	35W	3.150 lm	White	2,75kg




Surface Mounted

IP20




The surface-mountable Darkzone models have an elegant look with a glare-free reflector structure.


LSR60



LSR60/1

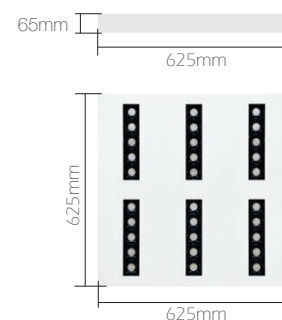
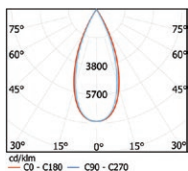


LSR60/2



LSR60/3

Surface mounted luminaires can be used in many areas such as school, hospital, office, store, hotel etc. Darkzone surface mounted luminaires emerge as an important solution in these areas where glare is a problem. The luminaires do not distort the aesthetics of the spaces with their fine and elegant structure and do not tire the eyes.




SPECIFICATIONS

0,6mm thick DKP sheet panel  
Polycarbonate reflector  
Midpower Led  
3.000 - 4.000 - 5.000 K

Code	Power	Luminous Flux	Colour
LSR60/1	35W (17-35W)	3.150 lm	White
LSR60/2	45W (35-70W)	4.250 lm	White
LSR60/3	60W (50-100W)	5.850 lm	White

Surface Mounted

IP20



The small member of the Darkzone surface-mounted models offers high luminaire efficiency and excellent light comfort.

LSR30


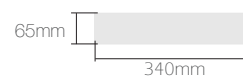
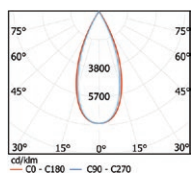


LSR30/1



LSR30/2

Designed to be a unique choice in areas where light comfort comes to the forefront, the DarkZone stand out with their simple but elegant stance. The special reflector structures used in the luminaires are designed to provide the best solution for areas where glare is not desired. It minimizes eye fatigue by providing extremely high visibility in an area where glare is virtually absent.



SPECIFICATIONS

0,6mm thick DKP sheet panel  
 Polycarbonate reflector  
 Midpower Led  
 3.000 - 4.000 - 5.000 K

Code	Power	Luminous Flux	Colour
LSR30/1	13W ( 9-17W)	1.450 lm	White
LSR30/2	26W (17-35W)	2.900 lm	White

**LİTPA LIGHTING**

Haraççı - Hadımköy Yolu Cad.  
No:15 Haraççı Mah. 34281  
Arnavutköy - İstanbul / TURKEY  
Phone : +90 212 683 09 87  
Fax : +90 212 683 09 92

[www.litpa.com](http://www.litpa.com)