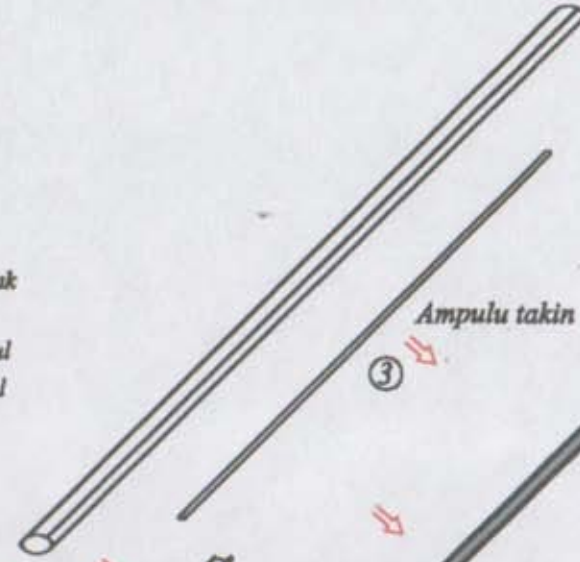
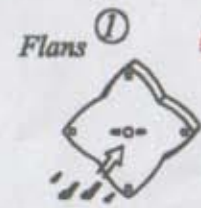
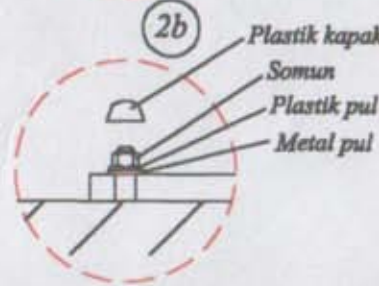
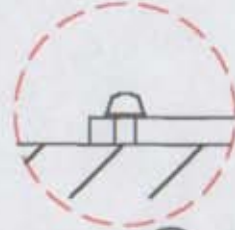
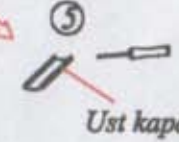


FPD 1x80w Dikey MONTAJ TALIMATI



Not : Kapaklari cikartmak icin tornavidayi kenar kismina takarak cikartin



Ust kapagi takin

Ampulu takin

Akrilik ampul kapagini takin

alt kapagi takin (Balast kapagi)

- 1a - profili flanstaki deliklere gore yerlestirin
- 1b - kucuk vidalari sıkınız
- 1c - buyuk vidalari sıkınız
- 1d - elektrik kablosunu flanstan gecirip profilin icine birakan

- 2a - armaturu daha onceden yere cakilan celik dubellere yerlestirin
- 2b - pul,somun,plastik somun kapagini takiniz
- 2c - elektriksel baglantiyi yapiniz