



# MSH




## Garden Lighting

The MSH garden lighting fixture is purpose-built to provide uniform, low-glare illumination across expansive outdoor landscapes. Unlike conventional fixtures adapted for garden use, the MSH series has been specifically engineered for landscape lighting, offering a dedicated solution that addresses the unique challenges of illuminating large green areas. Its optically optimized design minimizes glare while delivering broad light distribution, ensuring smooth and even coverage without generating harsh shadows or hotspots. The fixture's asymmetrical light output enhances visual comfort and spatial uniformity, making it particularly well-suited for use in lawns, parks, and landscaped zones. With a focus on precision optics, durable materials, and weather-resistant construction, MSH ensures consistent performance and aesthetic quality in all environmental conditions. It outperforms general-purpose luminaires by delivering balanced, functional, and visually appealing garden lighting tailored for professional-grade applications.





RAL COLORS

- Std.  9007
- Opt.  9005
-  9006
-  7016
-  9016

MSH



Code	Luminous Flux	Voltage Range	System Power	Led	Weight
MSH	150 lm	220~240VAC	4.5 W	Power Led	3 kg

**Body:** Aluminum Injection

**Lens:** Lenses with opal diffuser effect

**Color Temperature:** 3000-4000-5000K-R-G-B

**Front Glass:** 3mm Thick Tempered Glass

