


# HFC

## Clean Room Luminaires



Fixtures with high protection class are produced with specifications to be used in areas where hygiene is important. Light coming from multi LED source in fixtures passes through a sandblasted specially produced glass, and provides an extremely soft and homogeneous distribution to the environment. The clear glass option maximizes fixture efficiency. It is possible to produce according to all types of suspended ceilings.



RAL COLORS

Std.

9016

Opt.

9005

9006

**HFC/AL**

IP54  

Code	Beam Angle	Luminous Flux	System Power	Led	Weight
HFC/AL	110°	3.750 lm	40 W	Mid-Power	9 Kg

**Body:** DKP sheet metal

**Front Glass:** 4mm thick tempered glass and 1mm opal diffuser inside.

**Frame:** Aluminum

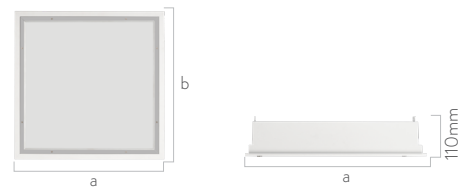
**Diffuser:** Opal

**Driver:** Included

**Voltage:** 220~240 VAC

**Color Temperature:** 3000-4000-5000-6500K

**Led:** Mid Power



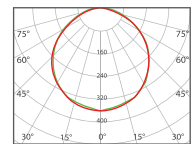
	Code	a	b	Cut-Out
<b>Gypsum</b>	HFC 300	595 mm	595 mm	580x580 mm
<b>Clip-in</b>	HFC 002	599 mm	599 mm	-



**BOX DIMENSIONS**  
62x62x13 cm



**BOX WEIGHT**  
9.5 kg



cd/klm  
- C0 - C180 - C90 - C270

RAL COLORS


Std.

9016

Opt.

9005

9006



IP54

**HFC/ST**

Code	Beam Angle	Luminous Flux	System Power	Led	Weight
HFC/ST	110°	3.750 lm	40 W	Mid-Power	9 Kg

**Body:** DKP sheet metal

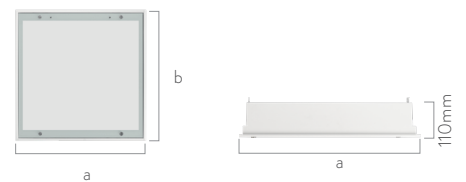
**Front Glass:** 4mm thick tempered glass and 1mm opal diffuser inside.

**Diffuser:** Opal

**Driver:** Included

**Color Temperature:** 3000-4000-5000-6500K

**Voltage:** 220~240 VAC



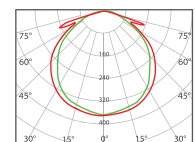
	Code	a	b	Cut-Out
<b>Gypsum</b>	HFC ST	595 mm	595 mm	580x580 mm
<b>Clip-in</b>	HFC ST	599 mm	599 mm	-




**BOX DIMENSIONS**  
62x62x13 cm



**BOX WEIGHT**  
9.5 kg



cd/klm  
— C0 - C180 — C90 - C270



RAL COLORS

Std.

9016

Opt.

9005

9006

**HFC/ST**

IP54  

Code	Beam Angle	Luminous Flux	System Power	Led	Weight
HFC/ST/30x120	110°	3.750 lm	40 W	Mid-Power	12 Kg
HFC/ST/60x120	110°	5.625 lm	60 W	Mid-Power	17 Kg

**Body:** DKP sheet metal

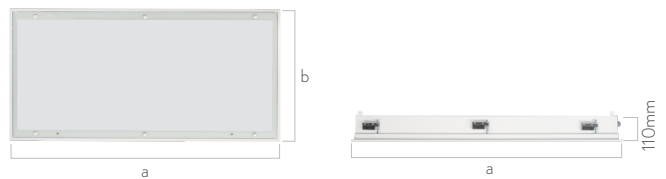
**Front Glass:** 4mm thick tempered glass and 1mm opal diffuser inside.

**Diffuser:** Opal

**Driver:** Included

**Color Temperature:** 3000-4000-5000-6500K

**Voltage:** 220~240 VAC



	Code	a	b	Cut-Out
<b>Gypsum</b>	HFC ST 30x120	1195 mm	295 mm	280x1180 mm
<b>Gypsum</b>	HFC ST 60x120	1195 mm	595 mm	580x1180 mm
<b>Clip-in</b>	HFC ST 30x120	1199 mm	299 mm	
<b>Clip-in</b>	HFC ST 60x120	1199 mm	599 mm	-



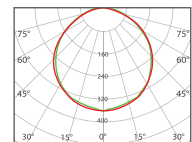
**BOX DIMENSIONS**

HFC ST30x120 32x122x13 cm  
HFC ST60x120 62x122x13 cm



**BOX WEIGHT**

HFC/ST 30x120 13 kg  
HFC/ST 60x120 18 kg



RAL COLORS  
Std. 9016  
Opt. 9005 9006



HFC/SR

IP54  

Code	Beam Angle	Luminous Flux	System Power	Led	Weight
HFC/SR	175°	2.200 lm	27 W	Mid-Power	8 Kg
HFC/SR	175°	2.430 lm	35 W	Mid-Power	8 Kg

**Body:** DKP sheet metal

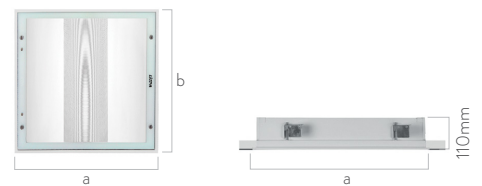
**Front Glass:** 4mm thick tempered glass

**Diffuser:** Opal

**Driver:** Included

**Color Temperature:** 3000-4000-5000-6500K

**Voltage:** 220~240 VAC



	Code	a	b	Cut-Out
<b>Gypsum</b>	HFC SR	595 mm	595 mm	580x580 mm
<b>Clip-in</b>	HFC SR	599 mm	599 mm	-



**BOX DIMENSIONS**  
62x62x13 cm



**BOX WEIGHT**  
8.5 kg

