



# FASHIONLED

## Track Spot

The FASHIONLED fixture can be used easily and practically thanks to its design, which allows it to be moved and rotated in all directions when mounted on rails. It is ideal for use in stores, shop windows, and accent lighting applications. The highly efficient COB LEDs ensure a very long service life.





RAL COLORS

Std.

9016

Opt.

9005

9006

**RLP 50**

IP20  

Code	Beam Angle	Luminous Flux	System Power	Weight
RLP/50/8	34°	810 lm	8 W	0.4 Kg
RLP/50/10	34°	1.020 lm	10 W	0.4 Kg
RLP/50/13	34°	1.300 lm	13 W	0.4 Kg

**Body:** Aluminum extrusion  
**Reflector:** Aluminum

**Driver:** Included  
**Voltage:** 220~240 VAC

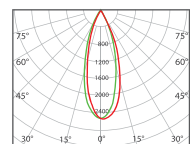
**Color Temperature:** 2700-3000-4000-5000-6500K  
**Led:** COB



**BOX DIMENSIONS**  
27x18x17 cm



**BOX WEIGHT**  
0.6 Kg



cd/klm  
— C0 - C180 — C90 - C270

RAL COLORS

Std.

9016

Opt.

9005

9006



**RLP 70**

IP20  

Code	Beam Angle	Luminous Flux	System Power	Weight
RLP/70/20	34°	2.030 lm	20 W	0.57 Kg
RLP/70/27	34°	2.720 lm	27 W	0.57 Kg

**Body:** Aluminum extrusion

**Reflector:** Aluminum

**Driver:** Included

**Voltage:** 220~240 VAC

**Color Temperature:** 2700-3000-4000-5000-6500K

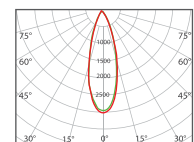
**Led:** COB



**BOX DIMENSIONS**  
27x18x17 cm



**BOX WEIGHT**  
0.8 Kg



cd/klm  
— C0 - C180 — C90 - C270



RAL COLORS

Std.

9016

Opt.

9005

9006

**RLP 90**

IP20  

Code	Beam Angle	Luminous Flux	System Power	Weight
RLP/90/27	34°	2.730 lm	27 W	0.65 Kg
RLP/90/30	34°	3.060lm	30 W	0.65 Kg
RLP/90/36	34°	3.700 lm	36 W	0.65 Kg

**Body:** Aluminum extrusion  
**Reflector:** Aluminum

**Driver:** Included  
**Voltage:** 220~240 VAC

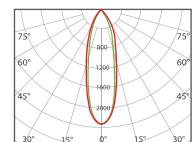
**Color Temperature:** 2700-3000-4000-5000-6500K  
**Led:** COB



**BOX DIMENSIONS**  
27x18x17 cm



**BOX WEIGHT**  
0.9 Kg



cd/klm  
— CO - C180 — C90 - C270