



EOSLED

Linear Lighting

The DFR luminaire series by EOSLED features a direct/indirect lighting design and is available in two different widths. They can be used as single profiles up to approximately 2.5 meters in length for linear applications. The luminaires provide both direct and indirect light distribution and are suspended from the ceiling with steel wires, which can be easily adjusted using a special suspension mechanism.



RAL COLORS

Std.

9016

Opt.

9005

9006

DFR20



Code	Luminous Flux	System Power	Weight
DFR20 / 50	625 lm	7.5 W	0.15 Kg
DFR20 / 100	1.250 lm	15 W	0.3 Kg
DFR20 / 120	1.550 lm	17.5 W	0.4 Kg
DFR20 / 150	1.850 lm	20 W	0.5 Kg

Body: Aluminum extrusion

Diffuser: Opal

Driver: Included

Beam Angle: 100°

Voltage: 220~240VAC

Color Temperature: 2700-3000-4000-5000-6500K

Led: Mid Power



Code	a	b	c
DFR 20/100	1024 mm	19 mm	16 mm
DFR 20/120	1194 mm	19 mm	16 mm
DFR 20/150	1528 mm	19 mm	16 mm

Can be produced in multiples of 5 cm



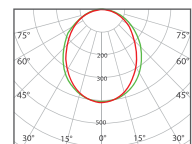
BOX DIMENSIONS

DFR20/100 105x5x5cm
 DFR20/120 125x5x5cm
 DFR20/150 155x5x5cm




BOX WEIGHT

DFR20/100 0.5 Kg
 DFR20/120 0.6 Kg
 DFR20/150 0.7 Kg



— cd/klm — C0 - C180 — C90 - C270

RAL COLORS
Std.
9016
Opt.
9005
9006



DFR30

IP20 | RoHS COMPLIANT | CE


Code	Luminous Flux	System Power	Weight
DFR30/B/120	2.850 lm	30W	1.5 Kg
DFR30/W/120	2.850 lm	30W	1.5 Kg
DFR30/O/120	3.000 lm	35W	1.45 Kg

Body: Aluminum extrusion
Diffuser: Opal
Reflector: PMMA

Beam Angle: 100°
Voltage: 220~240VAC
Driver: Included

Color Temperature: 2700-3000-4000-5000-6500K
Led: Mid Power

DFR30/O



Opal Diffuser


ACCESSORY



Honeycomb Louvre



REFLECTOR TYPES



Black and White

Code	a	b	c
DFR 30/B/120	1198 mm	35 mm	52 mm
DFR 30/W/120	1198 mm	35 mm	52 mm
DFR 30/O/120	1198 mm	35 mm	52 mm

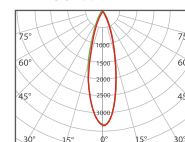


BOX DIMENSIONS
DFR30/120 15x8x130 cm



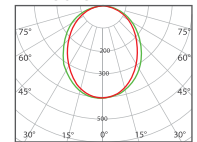
BOX WEIGHT
DFR30/120 1.75 kg

DFR30/B
DFR30/W




cd/klm
— C0 - C180 — C90 - C270

DFR30/O



cd/klm
— C0 - C180 — C90 - C270



RAL COLORS

Std.

9016

Opt.

9005

9006

DFR30/L

IP20  

Code	Luminous Flux	System Power	Weight
DFR30/L/60	1.800 lm	20W	1 Kg
DFR30/L/120	3.600 lm	40W	1.8 Kg

Body: Aluminum extrusion
Lens: PMMA

Driver: Included
Voltage: 220~240VAC

Color Temperature: 2700-3000-4000-5000-6500K
Led: Mid Power



Code	a	b	c
DFR 30/L60	635 mm	35 mm	60 mm
DFR 30/L120	1262 mm	35 mm	60 mm



BOX DIMENSIONS

DFR30/L/60 15x8x70 cm
DFR30/L/120 15x8x130 cm



BOX WEIGHT

DFR30/L/60 1.2kg
DFR30/L/120 2.1kg

RAL COLORS

Std.



Opt.



DFR60



Code	Luminous Flux	System Power	Weight
DFR60 / 100	2.800 lm	30 W	3.00 Kg
DFR60 / 120	3.360 lm	35 W	3.75 Kg
DFR60 / 150	4.200 lm	45 W	4.50 Kg

Body: Aluminum Extrusion
Diffuser: Opal
Driver: Included

Beam Angle: 100°
Voltage: 220~240VAC

Color Temperature: 2700-3000-4000-5000-6500K
Led: Mid Power

ACCESSORY
Honeycomb Louvre



Code	a	b	c
DFR 60/60	615 mm	60 mm	90 mm
DFR 60/100	1020 mm	60 mm	90 mm
DFR 60/120	1210 mm	60 mm	90 mm
DFR 60/150	1520 mm	60 mm	90 mm



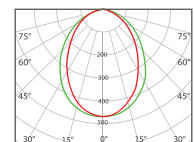
BOX DIMENSIONS

DFR60/100 15x8x110 cm
 DFR60/120 15x8x130 cm
 DFR60/150 15x8x160 cm



BOX WEIGHT

DFR60/100: 3.8 kg
 DFR60/120: 4.1 kg
 DFR60/150: 4.8 kg



cd/klm
 — C0 - C180 — C90 - C270

